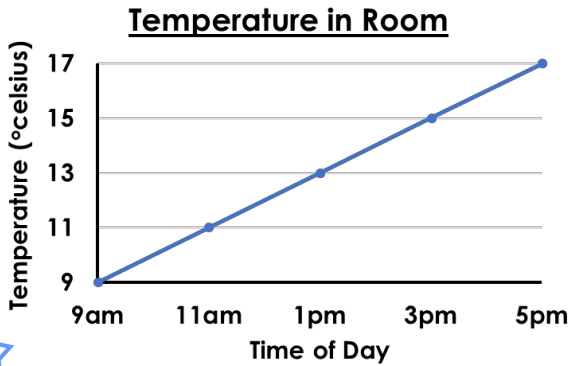


# Introducing Line Graphs

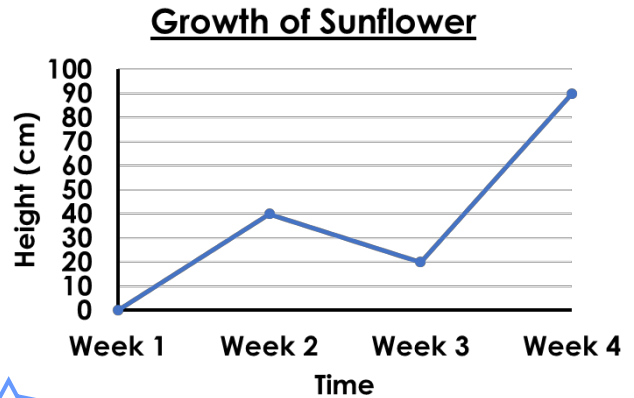
4a. Ibrahim makes a line graph to show how the temperature in a room increased at first, was hottest in the early afternoon and cooled off again later on. Is it correct? Explain your answer.



4 R


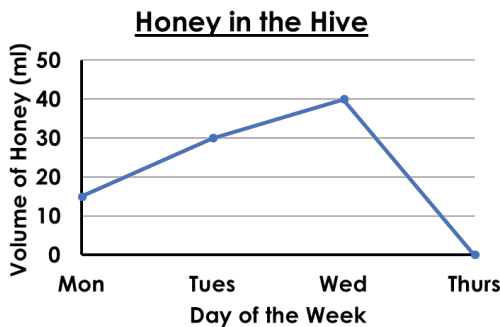
# Introducing Line Graphs

4b. Isma makes a line graph to show the growth in height of a sunflower over a month. Is it correct? Explain your answer.



4 R

5a.



On Wednesday, there was 40ml of honey.

Hakeem

Thursday is honey collection day.

Explain who is correct.

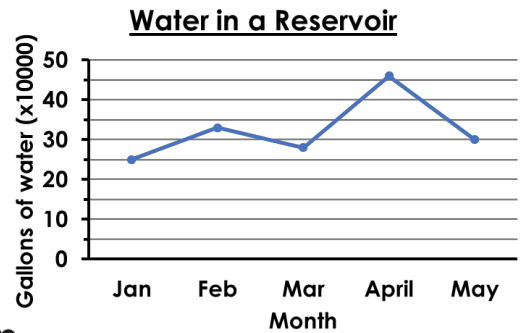


Hannah



4 R

5b.



Mylo

The water increases as the year goes on.

The most water was recorded in April.

Explain who is correct.



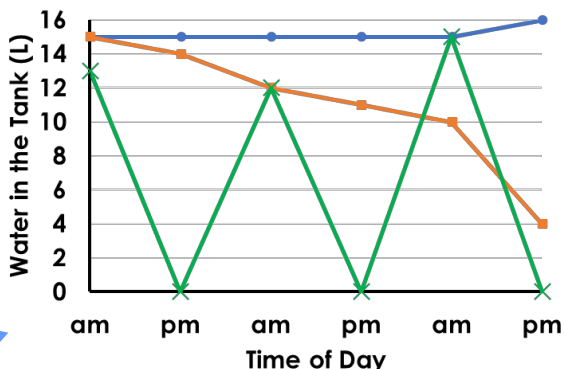
Luke



4 R

6a. Every day, Jim empties the rain from his EcoTank to water his garden.

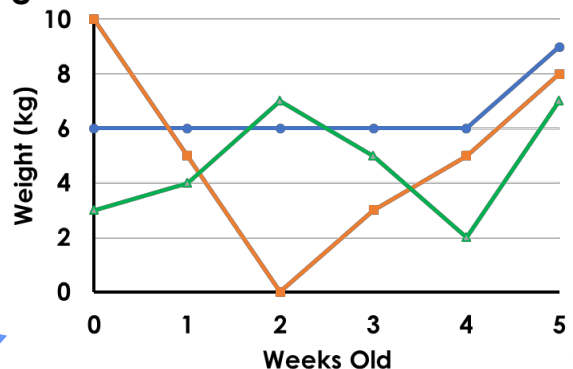
Which line on the graph shows what happens to the volume of water in the tank?



4 PS

6b. A farmer is worried about his lamb. Its weight has dropped since it was 2 weeks old. By 5 weeks, it is fully recovered.

Which line on the graph shows the weight?



4 PS