

14.07.20

# Maths - Battleships

Draw a 2 graphs with four quadrants like the one below, you may use the ones below if you can not draw your own. Label the X and Y axis for your graph.

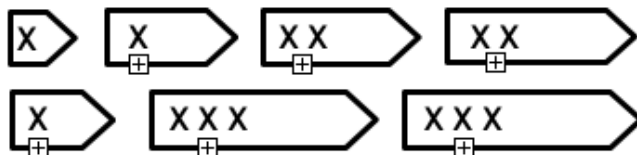
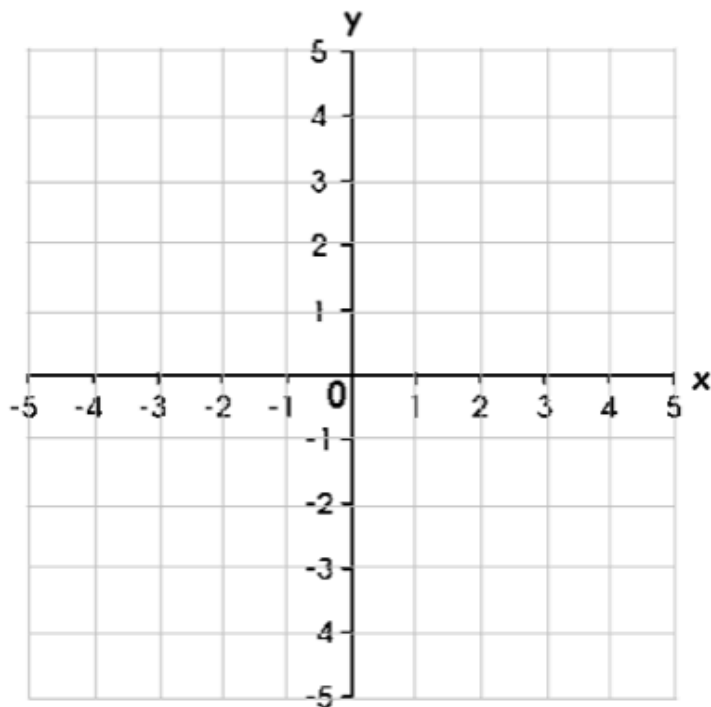



## My Space Map

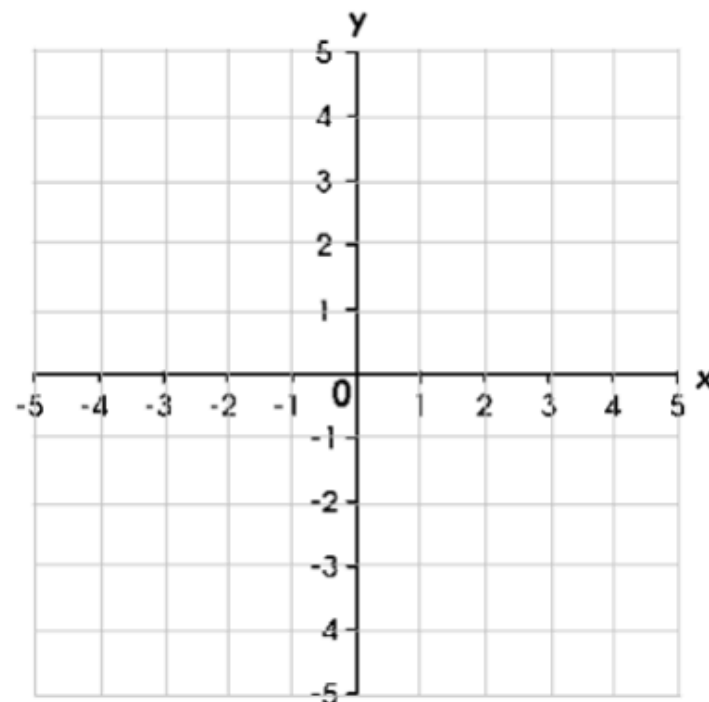


**LO: To plot and read coordinates on a space map**

Ask an adult to play with you. Draw the spaceships onto your space map. Each cross on the spaceship should cover a coordinate.



This is a copy of your partner's map. As you find out where their spaceships are placed, plot them on here.



Ship hit!	
No ships.	

Create a key here. You could use a certain shape or colour to remind yourself of where an enemy spaceship is placed, and where there are no spaceships.

**Hint: To make the game easier for each other, whenever you get hit, tell your partner which size of spaceship they have found.**