





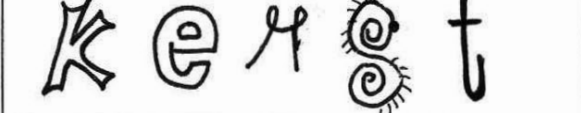







Year 3 & 4 Art & Design Skills - Sketchbooks

Activity	Media	Example	Tick or date	
Take a line for a walk and find ways of filling in the gaps.	HB pencil Coloured pencils Fineliner pens Biro			
Take a line for a walk and shade in with different tones.	HB, 2B, 4B, 6B			
Draw rows of different patterns that are joined together.	Fineliner pens Colouring pencils			
Practice colouring in neatly. Use different pressure to create different shades.	Coloured pencils			
Try making different colours, overlay or crosshatch colours.	Coloured pencils and watercolour pencils			
Practice drawing different 2D shapes, make pictures/patterns.	Pencil			
Design different styles of letters.	Pencil Thick felt-tip pens Pencil crayons Fineliner pens			
Design some calligrams based on words.	HB pencils Colouring pencils			
Draw landscapes and shade from dark to light.	HB, 2B, 4B, 6B pencils			
Practice drawing stick men. Make them do all sorts of things!	Biro and fineliner pens HB pencil			
Practice drawing people using oval shapes.	HB pencil			
Draw detailed sections of natural objects such as shells, leaves, seed heads.	HB, 2B, 4B, 6B pencils			
Choose a paragraph from a story book and re-tell the section in a drawing.	Pencil Colouring pencils	